

4 My body



1 Watch. Who's in ? Check (✓).



2 Circle for Anna.



3 Listen, find, and say. Then count.

4 Listen, chant, and act.

Look at me!



Go to
page 4

1   Listen, point, and say. Then play.



1



2



3



4



2   Listen and stick. Then say.



1



2



3   Listen and do. Then play. 



clap, shake, stomp, touch

Sing-along

1  Listen and point. Then sing and act. 



2   Listen and do. Then say.

3   Listen and do. Then play. 



Elsa says ...



Song: Stomp your feet. Don't (move).



Fun with Shelly



1 Listen to the story. Point to .



The end


Spot!



2 Who says it? Listen and point. Then say.



3 Look and match. Then show and say.



4 Act out the story.



Story: I have an idea. I'm excited! Yippee!

1   Watch. Who's in the video? Circle.



2   Listen and trace. Then ask and answer.



3   Listen and point. Then make and play.



Skills: What's this? It's my (nose).

Extra Lesson

Go online
Phonics



Feelings and my body

1   Listen and point. Then say and act. **TPR**



 1.12
Listen and sing.

2  Look, act and say. **TPR**



3   Listen and make an "I'm excited" dance. **TPR**



Self-awareness: cry, excited, jump, smile; I'm (happy). I (smile).

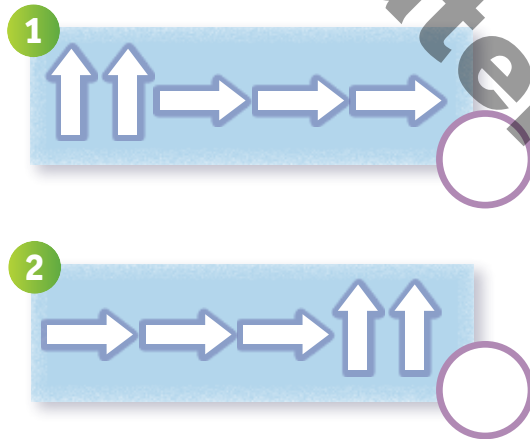



Coding


1 Listen and trace. Then say and act.



2 Help Sven. Count. Then listen and check (✓).



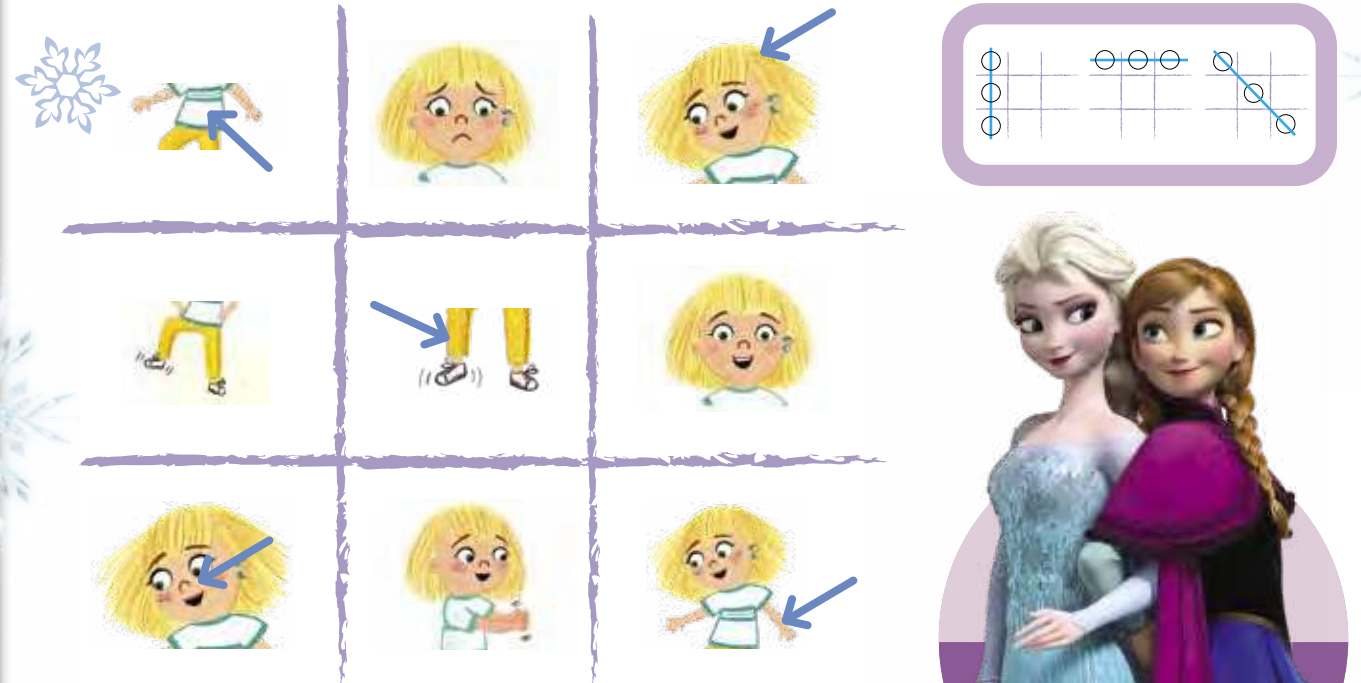
3 Help Shelly. Draw. Then tell a friend.



Coding: up, down, left, right; go (left)!

I can do it!

1 Play. Say and draw ○ or X.



2 Think and color. Then stick!

I can ...



Let's dance!



Unit 4!

Go online
Big Project